



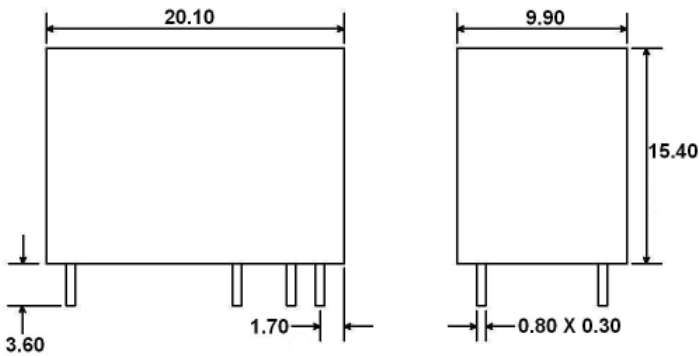
# J105E

## Ordering Information

|                           |       |    |       |     |
|---------------------------|-------|----|-------|-----|
| 1. Series                 | J105E | 1C | 12VDC | .45 |
| J105E                     |       |    |       |     |
| 2. Contact Arrangement    |       |    |       |     |
| 1A = SPST N.O.            |       |    |       |     |
| 1C = SPDT                 |       |    |       |     |
| 3. Coil Voltage           |       |    |       |     |
| 3VDC                      |       |    |       |     |
| 5VDC                      |       |    |       |     |
| 6VDC                      |       |    |       |     |
| 9VDC                      |       |    |       |     |
| 12VDC                     |       |    |       |     |
| 18VDC                     |       |    |       |     |
| 24VDC                     |       |    |       |     |
| 48VDC                     |       |    |       |     |
| 4. Coil Power             |       |    |       |     |
| .45 = .45W                |       |    |       |     |
| 5. Sealing Option         |       |    |       |     |
| Blank = Sealed (standard) |       |    |       |     |

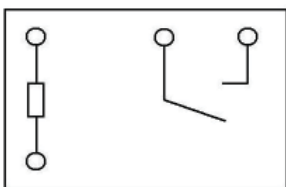
## Dimensions

Units = mm

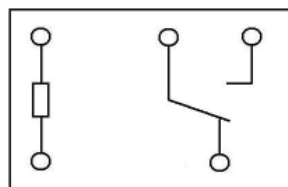


## Schematics & PC Layouts

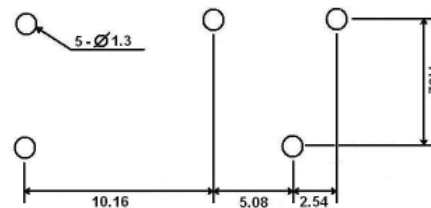
Bottom Views



1A



1C



Dimensions shown in mm. Dimensions are shown for reference purposes only.

Specifications and availability subject to change without notice.