


SPECIFICATIONS

Electrical Ratings	Switch: 25mA @ 24VDC Carry: 100mA @ 24VDC
Electrical Life	2,000 cycles typical
Contact Resistance	< 25 mΩ initial
Actuation Force	500 gF max
Actuator Travel	0.65 mm
Dielectric Strength	500Vrms min
Insulation Resistance	> 100MΩ min
Operating Temperature	-40°C to 85°C
Storage Temperature	-40°C to 85°C



Half Pitch DIP Switch

MATERIALS ←RoHS COMPLIANT

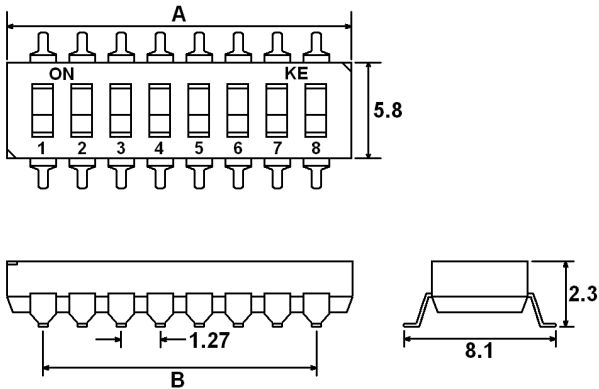
Actuator	PA46, UL94V-0, White
Cover	PPS, UL94V-0, Black
Housing	PPS, UL94V-0, Black
Contacts	Beryllium Copper, Gold over Nickel Plated
Terminals	Brass, Gold Plated over Nickel Plated

ORDERING INFORMATION

Series:	KE	08	R	T	G	T
KE						
Number of Positions:						
02 = 2 positions						
04 = 4 positions						
06 = 6 positions						
08 = 8 positions						
10 = 10 positions						
Actuator Height:						
R = Recessed						
Tape Seal:						
X = No Tape Seal						
T = Tape Seal						
Terminal Options:						
G = Gull Wing						
Packaging Options:						
T = Tube						
R = Tape & Reel						

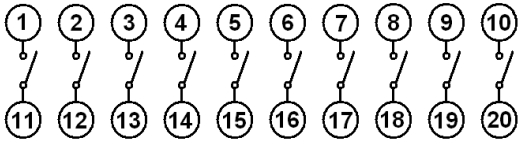
Number of Positions	"A" mm	"B" mm
02	4.12	1.27
04	6.66	3.81
06	9.20	6.35
08	11.74	8.89
10	14.28	11.43

DIMENSIONS

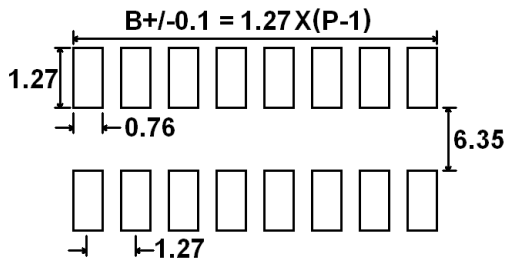


G = GULL WING

SCHEMATIC



PC LAYOUTS



GULL WING

PACKAGING SPECIFICATIONS

All switches packaged in OFF position