

SPECIFICATIONS

Electrical Ratings	100mA @ 30VDC
Electrical Life	100,000 cycles typical
Contact Resistance	< 50 mΩ initial
Actuation Force	180 +/- 50gF
Actuator Travel	1.5 mm to lock 2.5 mm full travel
Dielectric Strength	1000Vrms min
Insulation Resistance	> 100MΩ min
Operating Temperature	-40°C to 85°C
Storage Temperature	-40°C to 85°C



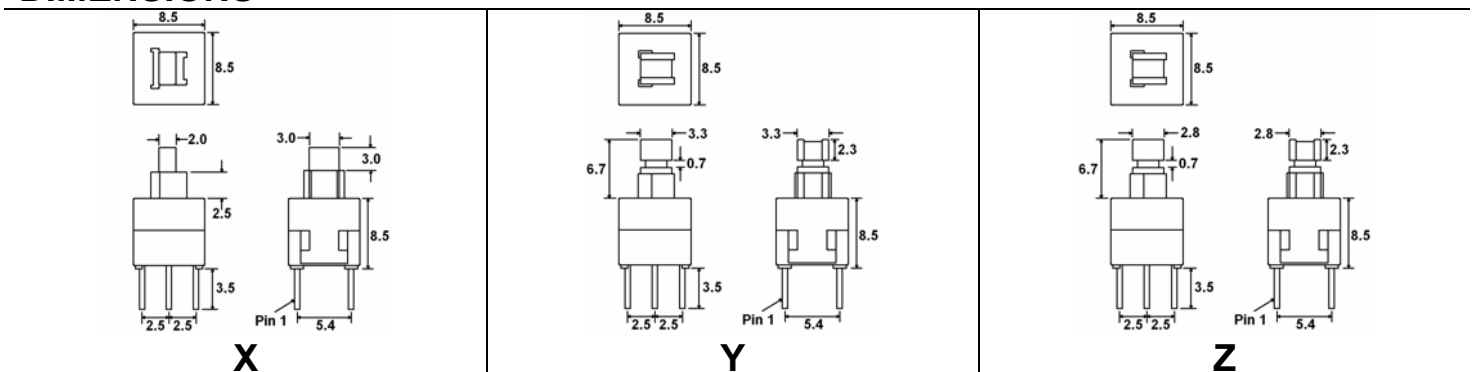
MATERIALS ←RoHS COMPLIANT

Actuator	Acetal
Housing	PBT
Cover	Acetal
Latching Pin	Stainless Steel
Spring	Stainless Steel
Contacts	Phosphor Bronze, Silver Plated
Terminals	Brass, Silver Plated

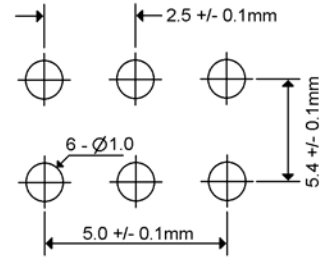
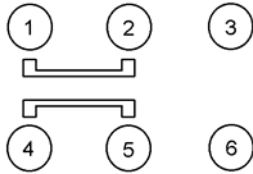
ORDERING INFORMATION

1. Series:	LP2203	F180	N	Z	A
LP2203					
2. Actuation Force:	F180 = 180gF				
3. Latching:	N = Non-latching L = Latching				
4. Actuator Options:	X = 2mm X 3mm head Y = 3.3 square head Z = 2.8 square head				
5. Termination:	A = PC Pins, straight E = PC pins with bend				
6. Caps:	Blank = No Cap	C04	C13	C18	C27
	C01	C05	C15	C19	C28
	C02	C11	C16	C22	
	C03	C12	C18	C26	
	Cap Colors: **See Cap Options for color availability **Caps available with Y & Z actuators only				

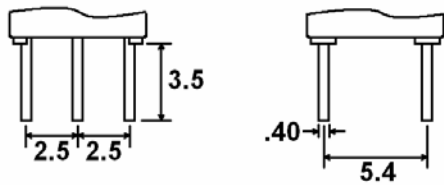
DIMENSIONS



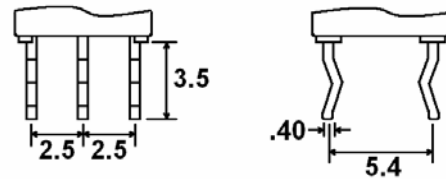
SCHEMATIC & PC LAYOUT



TERMINATION

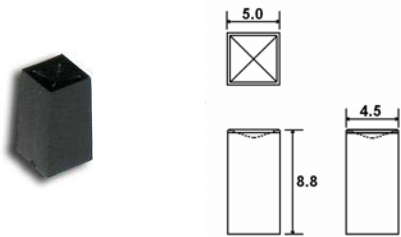


A



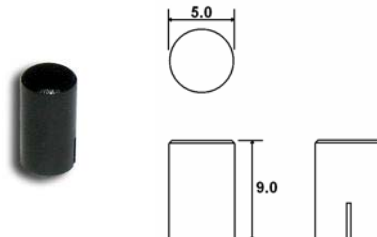
E

CAP OPTIONS ←FOR Z ACTUATOR



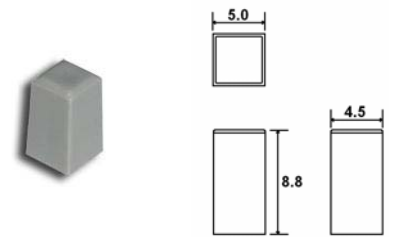
C01_

1 = White, 2 = Black, 3 = Red, 9 = Light Gray
Contact Factory for other available colors



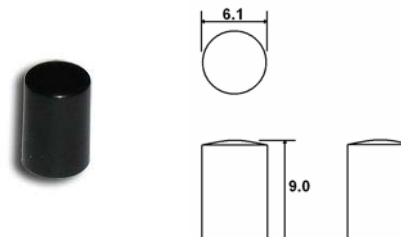
C02_

1 = White, 2 = Black, 3 = Red, 9 = Light Gray
Contact Factory for other available colors



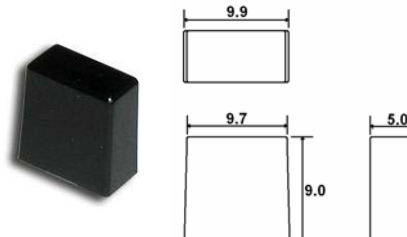
C03_

1 = White, 2 = Black, 3 = Red, 9 = Light Gray
Contact Factory for other available colors



C04_


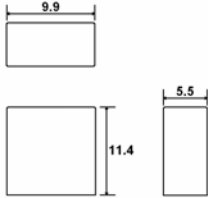

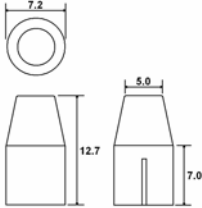

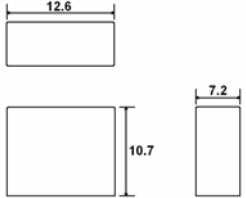

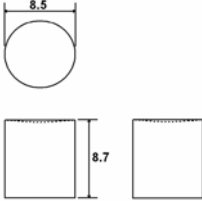

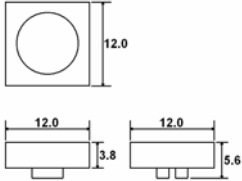

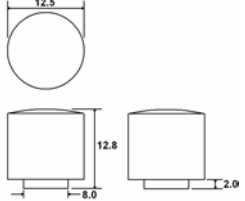

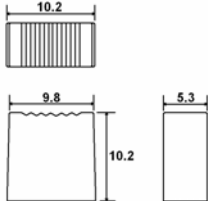

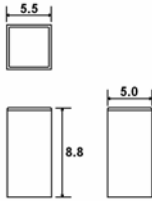

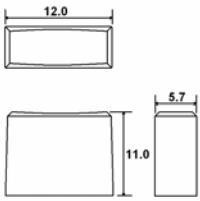

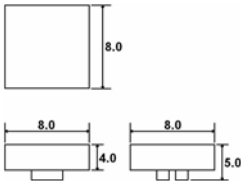

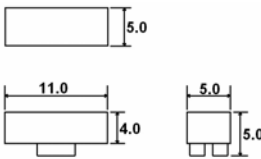
1 = White, 2 = Black, 3 = Red, 9 = Light Gray
Contact Factory for other available colors



C05_

1 = White, 2 = Black, 3 = Red, 9 = Light Gray
Contact Factory for other available colors

CAP OPTIONS ←FOR Y ACTUATOR

  <p>C11_ 1 = White, 2 = Black, 3 = Red, 9 = Gray Contact Factory for other available colors</p>	  <p>C12_ 1 = White, 2 = Black, 3 = Red, 9 = Gray Contact Factory for other available colors</p>	  <p>C13_ 1 = White, 2 = Black, 3 = Red, 9 = Gray Contact Factory for other available colors</p>
  <p>C15_ 2 = Black, 0 = Clear Contact Factory for other available colors</p>	  <p>C16_ 1 = White, 2 = Black, 3 = Red, 7 = Blue Contact Factory for other available colors</p>	  <p>C18_ 1 = White, 2 = Black, 9 = Light Gray Contact Factory for other available colors</p>
  <p>C19_ 1 = White, 2 = Black, 3 = Red, 8 = Dark Gray Contact Factory for other available colors</p>	  <p>C22_ 2 = Black, 8 = Dark Gray, 9 = Light Gray Contact Factory for other available colors</p>	  <p>C26_ 1 = White, 2 = Black, 3 = Red, 9 = Light Gray Contact Factory for other available colors</p>
  <p>C27_ 1 = White, 2 = Black, 3 = Red, 8 = Dark Gray Contact Factory for other available colors</p>	  <p>C28_ 1 = White, 2 = Black, 3 = Red, 8 = Dark Gray Contact Factory for other available colors</p>	