



RoHS Compliant

35.5 x 25.5 x 21.0 mm

## Features

- Switching capacity up to 40A
- Accommodates standard sized automotive fuse
- Standard automotive relay footprint
- Suitable for automobile and lamp applications
- Metal mounting tab

## Contact Data\*

Contact Arrangement	1A = SPST N.O.
Contact Rating	40A @ 14VDC
Contact Resistance	< 50 milliohms initial
Contact Material	AgSnO <sub>2</sub>

Maximum Switching Power	560W
Maximum Switching Voltage	75VDC
Maximum Switching Current	40A

*For continuous operation longer than 30 minutes, no more than 20A carry current is recommended.*

## Coil Data\*

Coil Voltage VDC		Coil Resistance Ω +/- 10%	Pick Up Voltage VDC (max)	Release Voltage VDC (min)	Coil Power W	Operate Time ms	Release Time ms
Rated	Max		70% of rated voltage	10% of rated voltage			
12	15.6	1.8W	8.40	1.2	1.80	7	5
24	31.2	320	16.80	2.4			

## General Data\*

Electrical Life @ rated load	100K cycles, average
Mechanical Life	10M cycles, average
Insulation Resistance	100M Ω min. @ 500VDC initial
Dielectric Strength, Coil to Contact	750V rms min. @ sea level initial
Contact to Contact	500V rms min. @ sea level initial
Shock Resistance	100m/s <sup>2</sup> for 11 ms
Vibration Resistance	1.27mm double amplitude 10~40Hz
Terminal (Copper Alloy) Strength	8N
Operating Temperature	-40°C to +85°C
Storage Temperature	-40°C to +155°C
Solderability	260°C for 5 s
Weight	32g

\* Values can change due to the switching frequency, desired reliability levels, environmental conditions and in-rush load levels. It is recommended to test actual load conditions for the application. It is the user's responsibility to determine the performance suitability for their specific application. The use of any coil voltage less than the rated coil voltage may compromise the operation of the relay.

# A9

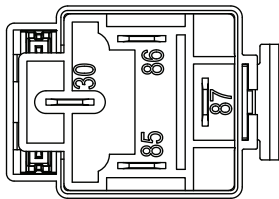
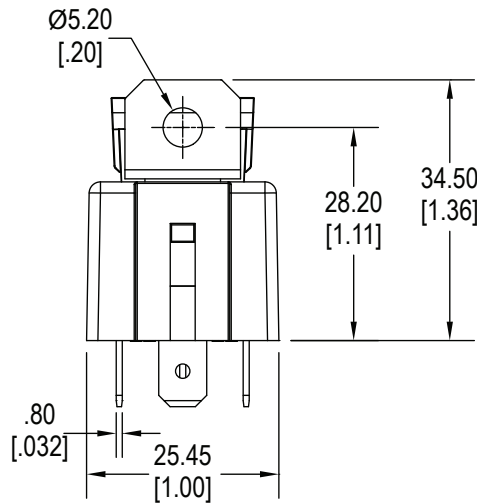
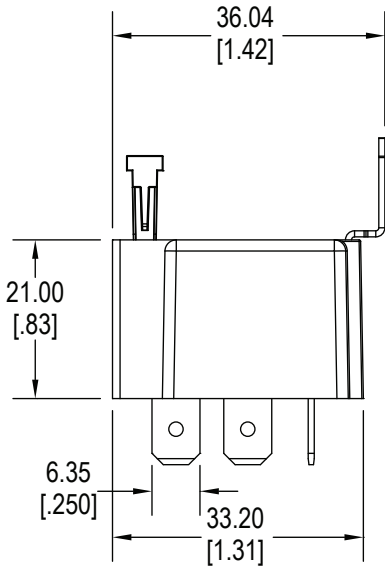


## Ordering Information

1. Series	A9	1A	C	12VDC
A9				
2. Contact Arrangement	1A = SPST N.O.			
3. Sealing Option	C = Dust Cover			
4. Coil Voltage	12VDC 24VDC			
5. Fuse Option	30A fuse supplied standard			

## Dimensions

Units = mm



## Schematics

Bottom View

