

Specifications

Electrical Ratings	switch : 25mA @ 24VDC carry : 100mA @ 24VDC
Electrical Life	2,000 cycles typical
Contact Resistance	<25mΩ initial
Actuation Force	400gF maximum
Actuator Travel	2.0mm

Dielectric Strength	500Vrms min
Insulation Resistance	>100MΩ min
Operating Temperature	-40°C to 85°C
Storage Temperature	-40°C to 85°C

Materials

Cap	4/6 Nylon, UL94V-0, white
Cover	PPS, UL94V-0, black
Housing	PPS, UL94V-0, black
Contacts	Phosphor Bronze, Gold over Nickel Plated
Terminals	Brass, Gold over Nickel Plated

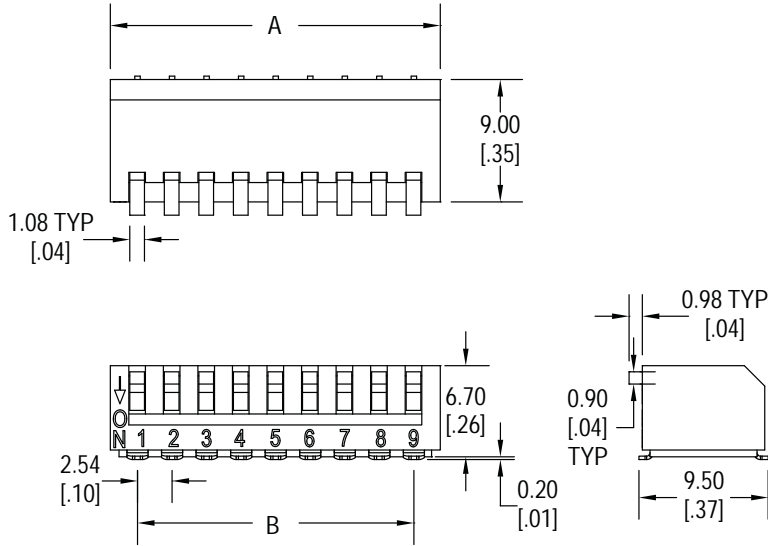
Ordering Information

1. Series	KN	02	E	H	T
KN					
2. Number of Positions					
02 = 2 positions					
03 = 3 positions					
04 = 4 positions					
05 = 5 positions					
06 = 6 positions					
07 = 7 positions					
08 = 8 positions					
09 = 9 positions					
10 = 10 positions					
12 = 12 positions					
3. Actuator Height					
E = Extended					
R = Recessed					
4. Terminal Options					
G = Gull Wing					
5. Packaging Options					
T = Tube					
R = Tape & Reel					

KN

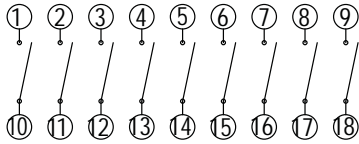
.100" Pitch Surface Mount Low Profile DIP

Dimensions

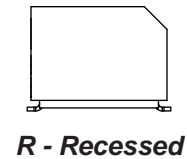
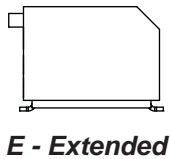


Number of Positions	"A" mm	"B" mm
02	6.48	2.54
03	9.02	5.08
04	11.56	7.62
05	14.10	10.16
06	16.64	12.70
07	19.18	15.24
08	21.72	17.78
09	24.26	20.32
10	26.80	22.86
12	31.88	27.94

PC Layout



Actuator Options



Notes

- All switches packaged in OFF position
- Tube packaging standard
- Tape and reel also available
- Switches should be soldered in the OFF position