

Right Angle DIP

Specifications

Electrical Ratings	switch : 25mA @ 24VDC carry : 100mA @ 24VDC	Dielectric Strength	500Vrms min
Electrical Life	2,000 cycles typical	Insulation Resistance	>100MΩ min
Contact Resistance	≤25mΩ initial	Operating Temperature	-40°C to 85°C
Actuation Force	800gF maximum	Storage Temperature	-40°C to 85°C
Actuator Travel	2.0mm		

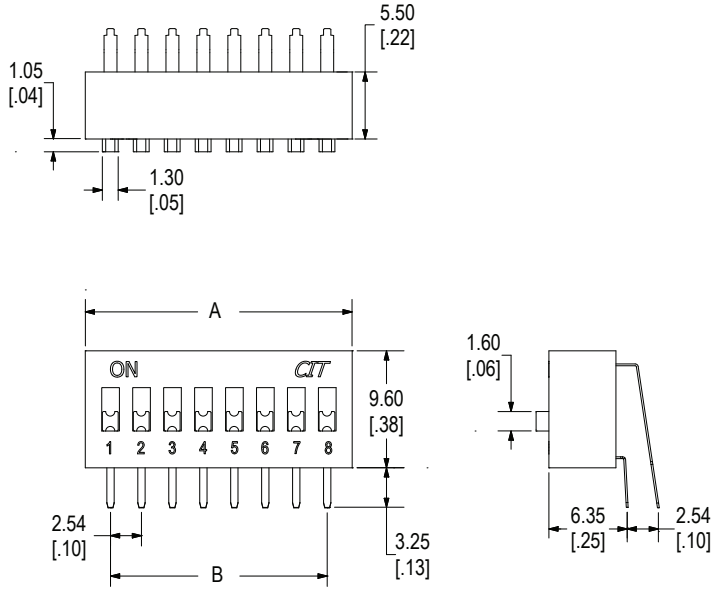
Materials

Cap	PBT, UL94V-0, white
Cover	PBT, UL94V-0, red
Housing	PBT, UL94V-0, black
Contacts	Phosphor Bronze, Gold over Nickel Plated
Terminals	Phosphor Bronze, Tin over Nickel Plated

Ordering Information

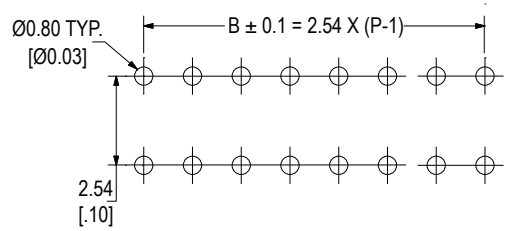
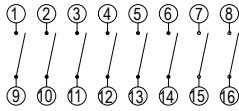
1. Series	KR	06	R	T
	KR			
2. Number of Positions				
02 = 2 positions				
03 = 3 positions				
04 = 4 positions				
05 = 5 positions				
06 = 6 positions				
07 = 7 positions				
08 = 8 positions				
09 = 9 positions				
10 = 10 positions				
12 = 12 positions				
3. Actuator Height				
E = Extended				
R = Recessed				
4. Tape Seal				
Blank = No Tape Seal				
T = Tape Seal, <i>not available with Extended Actuator Height</i>				

Dimensions

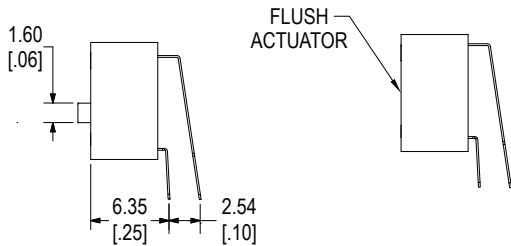


Number of Positions	"A" mm	"B" mm
02	6.08	2.54
03	8.62	5.08
04	11.74	7.62
05	14.30	10.16
06	16.88	12.70
07	19.36	15.24
08	21.90	17.78
09	24.43	20.32
10	27.00	22.86
12	32.08	27.94

Schematic & PC Layout



Actuator Options



Notes

- All switches packaged in OFF position
- Tube packaging standard
- Switches should be soldered in the OFF position